

SPOKANE POLICE DEPARTMENT

PRELIMINARY CITYWIDE **IBR** CRIME REPORT



Preliminary IBR Counts

CHIEF OF POLICE

Period Ending: Saturday, April 17, 2021

Craig Meidl

NIBRS Categories (Part 1 Selected)	7 Day Comparison			28 Day Comparison			YTD Comparison		
	Current	Prior	Percent	Current	Prior	Percent	Current	Prior	Percent
Violent									
Criminal Homicide	1	0		1	1	0.00%	2	8	-75.00%
Rape	9	3	200.00%	26	25	4.00%	84	44	90.91%
Robbery - Commercial	1	1	0.00%	4	4	0.00%	14	28	-50.00%
Robbery - Person	5	3	66.67%	15	15	0.00%	56	59	-5.08%
Aggravated Assault - Non DV	7	11	-36.36%	42	43	-2.33%	141	111	27.03%
Aggravated Assault - DV	7	5	40.00%	26	32	-18.75%	109	93	17.20%
Violent Total:	30	23	30.43%	114	120	-5.00%	406	343	18.37%
Property									
Burglary - Residential	12	10	20.00%	47	55	-14.55%	188	262	-28.24%
Burglary Garage	5	6	-16.67%	28	36	-22.22%	118	157	-24.84%
Burglary Commercial	6	4	50.00%	28	36	-22.22%	137	165	-16.97%
Larceny	128	148	-13.51%	552	571	-3.33%	2336	2731	-14.46%
Vehicle Theft	22	18	22.22%	70	64	9.38%	272	393	-30.79%
Arson	3	4	-25.00%	7	6	16.67%	23	18	27.78%
Property Total:	176	190	-7.37%	732	768	-4.69%	3074	3726	-17.50%
Preliminary Part 1 Crime Totals:	206	213	-3.29%	846	888	-4.73%	3480	4069	-14.48%
Current 7 Day Period:	4/11/2021 - 4/17/2021			Prior 7 Day Period:	4/4/2021 - 4/10/2021				
Current 28 Day Period:	3/21/2021 - 4/17/2021			Prior 28 Day Period:	2/21/2021 - 3/20/2021				
Current YTD Day Period:	1/1/2021 - 4/17/2021			Prior YTD Period:	1/1/2020 - 4/17/2020				

Prepared by SPD Crime Analysis Office - Monday, April 19, 2021

NOTE: SPD moved from UCR to the NIBRS reporting standard on 10/4/16 following the transition to a new RMS System. Numbers on CompStat reports prior to this date should not be used as a comparison to those on this report. Additional info on these reporting standards can be found on the FBI website: <https://ucr.fbi.gov/nibrs-overview>

This chart represents Preliminary counts of selected crime categories from Police Case Reports. Full statistical analysis to determine the confidence level of this data has not been performed. The % change columns on the preliminary counts differ from the percentage change on the NIBRS crime report, sometimes significantly. The CompStat report is designed for operational use and includes only selected NIBRS categories and coding less complex than full NIBRS rules. Official statistics for these and other NIBRS categories can be found on WASPC & FBI websites once available.



SPOKANE POLICE DEPARTMENT



SOUTH **Police Service Area**

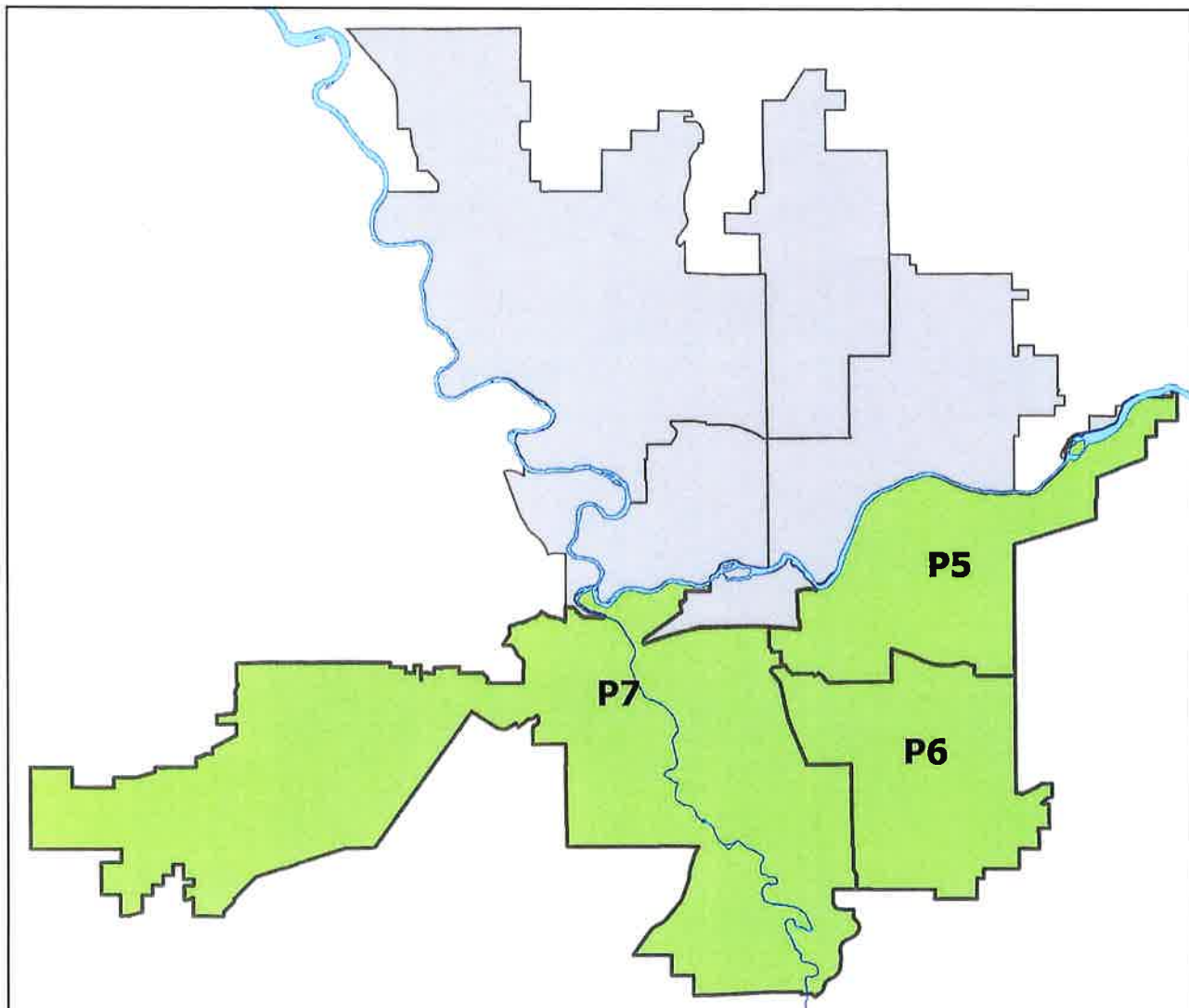
PSA Commander

Captain Brad Arleth

South Central District (P5)

Southeast District (P6)

Southwest District (P7)





SOUTH PRECINCT (P5, P6, and P7)

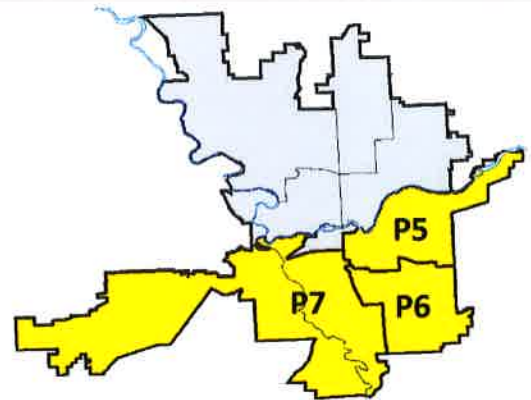
Preliminary IBR Counts

NIBRS Categories (Part 1 Selected)		7 Day Comparison			28 Day Comparison			YTD Comparison		
		Current	Prior	Percent	Current	Prior	Percent	Current	Prior	Percent
Violent	Criminal Homicide	0	0		0	1	-100.00%	1	1	0.00%
	Rape	3	1	200.00%	10	8	25.00%	30	16	87.50%
	Robbery - Commercial	0	1	-100.00%	1	0		1	5	-80.00%
	Robbery - Person	2	0		2	4	-50.00%	9	10	-10.00%
	Aggravated Assault - Non DV	3	4	-25.00%	16	10	60.00%	41	24	70.83%
	Aggravated Assault - DV	4	0		8	13	-38.46%	34	36	-5.56%
Violent Total:		12	6	100.00%	37	36	2.78%	116	92	26.09%
Property	Burglary - Residential	6	4	50.00%	19	15	26.67%	61	94	-35.11%
	Burglary Garage	3	1	200.00%	11	10	10.00%	43	55	-21.82%
	Burglary Commercial	0	1	-100.00%	3	9	-66.67%	32	51	-37.25%
	Larceny	41	33	24.24%	169	150	12.67%	651	770	-15.45%
	Vehicle Theft	6	7	-14.29%	23	25	-8.00%	85	129	-34.11%
	Arson	2	0		2	1	100.00%	5	6	-16.67%
Property Total:		58	46	26.09%	227	210	8.10%	877	1105	-20.63%
Preliminary Part 1 Crime Totals:		70	52	34.62%	264	246	7.32%	993	1197	-17.04%
Current 7 Day Period:		4/11/2021 - 4/17/2021			Prior 7 Day Period:		4/4/2021 - 4/10/2021			
Current 28 Day Period:		3/21/2021 - 4/17/2021			Prior 28 Day Period:		2/21/2021 - 3/20/2021			
Current YTD Day Period:		1/1/2021 - 4/17/2021			Prior YTD Period:		1/1/2020 - 4/17/2020			

Prepared by SPD Crime Analysis Office - Monday, April 19, 2021

NOTE: SPD moved from UCR to the NIBRS reporting standard on 10/4/16 following the transition to a new RMS System. Numbers on CompStat reports prior to this date should not be used as a comparison to those on this report. Additional info on these reporting standards can be found on the FBI website: <https://ucr.fbi.gov/nibrs-overview>

This chart represents Preliminary counts of selected crime categories from Police Case Reports. Full statistical analysis to determine the confidence level of this data has not been performed. The % change columns on the preliminary counts differ from the percentage change on the NIBRS crime report, sometimes significantly. The CompStat report is designed for operational use and includes only selected NIBRS categories and coding less complex than full NIBRS rules. Official statistics for these and other NIBRS categories can be found on WASPC & FBI websites once available.



POLICE SUMMARY - Ending: Saturday, April 17, 2021



SW - Southwest District (P7)

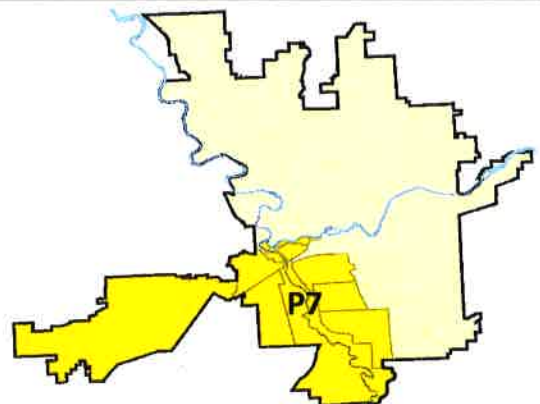
Preliminary IBR Counts

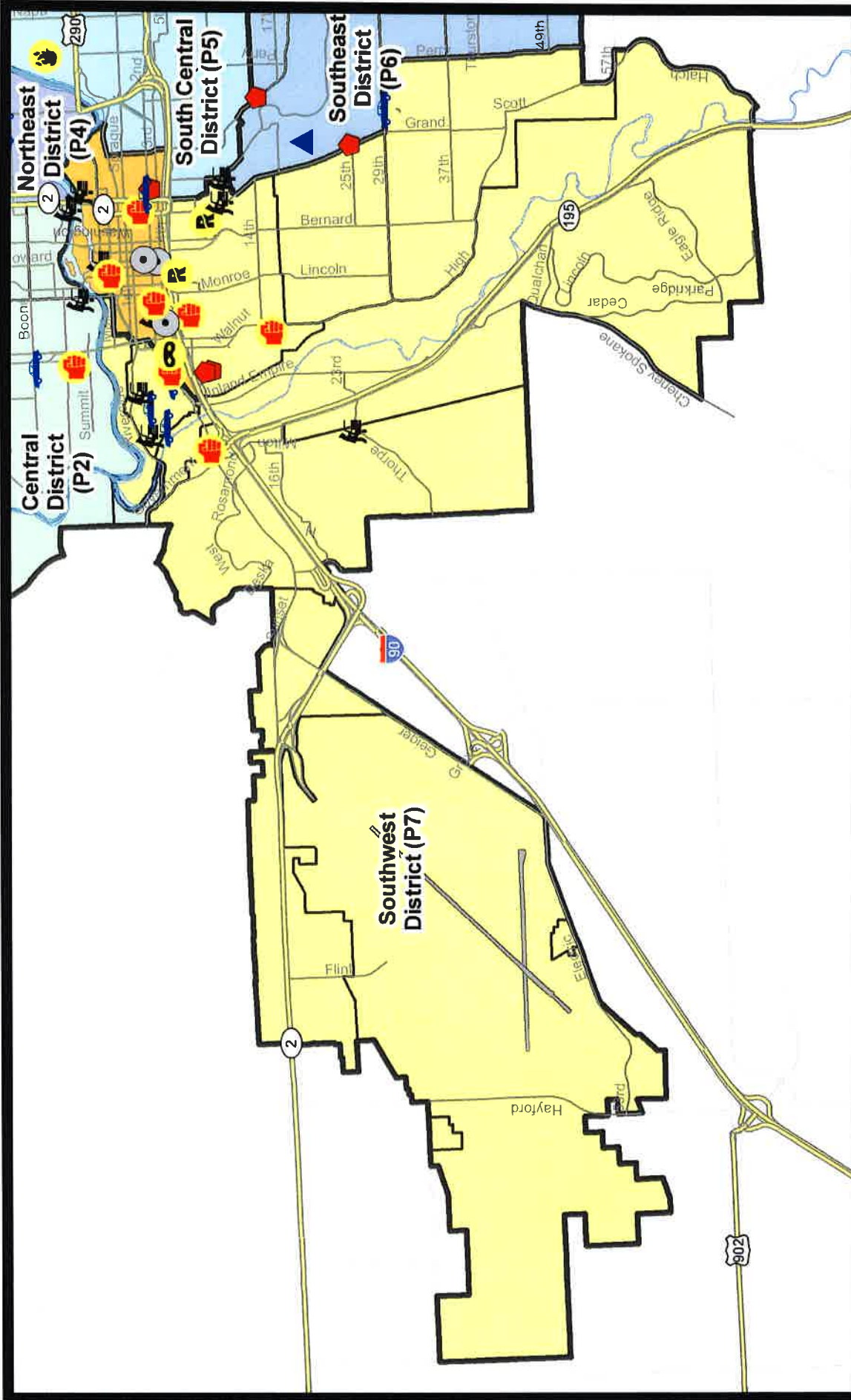
NIBRS Categories (Part 1 Selected)	7 Day Comparison			28 Day Comparison			YTD Comparison		
	Current	Prior	Percent	Current	Prior	Percent	Current	Prior	Percent
Violent									
Criminal Homicide	0	0		0	1	-100.00%	1	0	
Rape	2	1	100.00%	5	3	66.67%	12	11	9.09%
Robbery - Commercial	0	1	-100.00%	1	0		1	2	-50.00%
Robbery - Person	0	0		0	2	-100.00%	4	4	0.00%
Aggravated Assault - Non DV	2	1	100.00%	6	3	100.00%	15	8	87.50%
Aggravated Assault - DV	2	0		4	8	-50.00%	14	10	40.00%
Violent Total:	6	3	100.00%	16	17	-5.88%	47	35	34.29%
Property									
Burglary - Residential	2	0		5	3	66.67%	23	34	-32.35%
Burglary Garage	0	1	-100.00%	5	3	66.67%	18	18	0.00%
Burglary Commercial	0	0		1	4	-75.00%	13	24	-45.83%
Larceny	18	13	38.46%	67	65	3.08%	276	332	-16.87%
Vehicle Theft	4	4	0.00%	12	10	20.00%	37	54	-31.48%
Arson	0	0		0	0		1	2	-50.00%
Property Total:	24	18	33.33%	90	85	5.88%	368	464	-20.69%
Preliminary Part 1 Crime Totals:	30	21	42.86%	106	102	3.92%	415	499	-16.83%
Current 7 Day Period:	4/11/2021 - 4/17/2021			Prior 7 Day Period:	4/4/2021 - 4/10/2021				
Current 28 Day Period:	3/21/2021 - 4/17/2021			Prior 28 Day Period:	2/21/2021 - 3/20/2021				
Current YTD Day Period:	1/1/2021 - 4/17/2021			Prior YTD Period:	1/1/2020 - 4/17/2020				

Prepared by SPD Crime Analysis Office - Monday, April 19, 2021

NOTE: SPD moved from UCR to the NIBRS reporting standard on 10/4/16 following the transition to a new RMS System. Numbers on CompStat reports prior to this date should not be used as a comparison to those on this report. Additional info on these reporting standards can be found on the FBI website: <https://ucr.fbi.gov/nibrs-overview>

This chart represents Preliminary counts of selected crime categories from Police Case Reports. Full statistical analysis to determine the confidence level of this data has not been performed. The % change columns on the preliminary counts differ from the percentage change on the NIBRS crime report, sometimes significantly. The CompStat report is designed for operational use and includes only selected NIBRS categories and coding less complex than full NIBRS rules. Official statistics for these and other NIBRS categories can be found on WASPC & FBI websites once available.







City of Spokane
Southwest District (P7)
Selected Crime Types
2021-04-11 to 2021-04-17
 Prepared By:
 Crime Analysis Unit
 Spokane Police Department

Legend
 MBRS Events
 Criminal Homicide
 Rape
 Robbery Commercial
 Robbery Person
 Aggravated Assault
 Burglary Residential
 Burglary Garage
 Burglary Commercial
 Vehicle Prowling
 Vehicle Theft

Notes: For Additional Information on Incidents pertaining to an Area, Trend, or Pattern Contact Information Analysts
 Cases Represent LERMS Crime Codes
 Points may indicate multiple events
 Note: Yth Prowl is only Larceny category displayed



THIS IS NOT A LEGAL DOCUMENT
 The information shown on this map is compiled from various sources and is subject to constant revision. Information shown on this map should not be used to determine the location of facilities or property lines, accurate lines, streets, etc.

SPOKANE POLICE DEPARTMENT

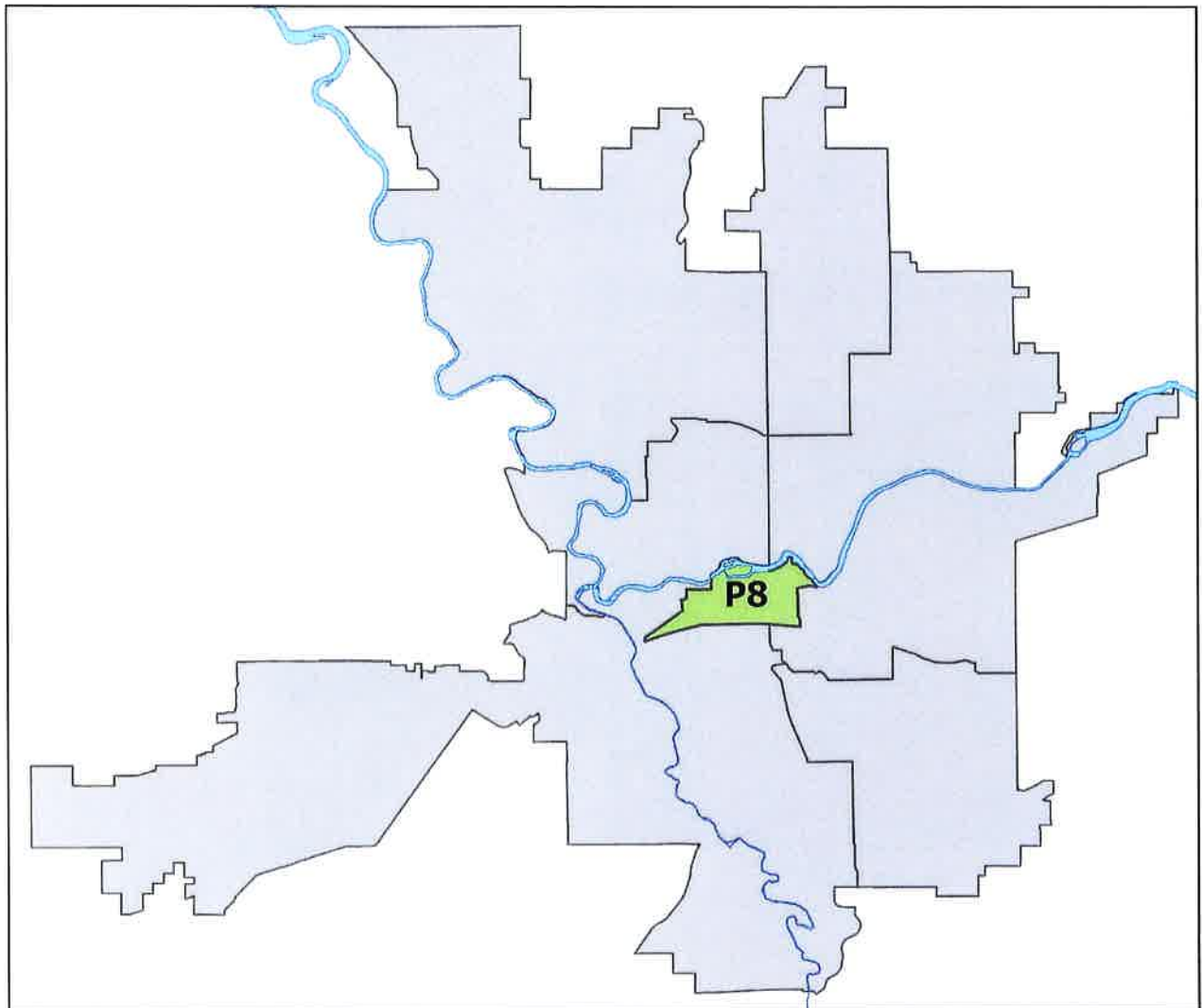


DOWNTOWN

Police Service Area

PSA Commander

Captain David Singley





DOWNTOWN PRECINCT (P8)

Preliminary IBR Counts

NIBRS Categories (Part 1 Selected)	7 Day Comparison			28 Day Comparison			YTD Comparison		
	Current	Prior	Percent	Current	Prior	Percent	Current	Prior	Percent
Violent									
Criminal Homicide	0	0		0	0		0	1	-100.00%
Rape	0	0		3	2	50.00%	10	2	400.00%
Robbery - Commercial	0	0		1	0		3	3	0.00%
Robbery - Person	1	0		4	2	100.00%	13	10	30.00%
Aggravated Assault - Non DV	3	4	-25.00%	11	7	57.14%	28	26	7.69%
Aggravated Assault - DV	0	1	-100.00%	2	1	100.00%	7	6	16.67%
Violent Total:	4	5	-20.00%	21	12	75.00%	61	48	27.08%
Property									
Burglary - Residential	1	0		2	1	100.00%	7	4	75.00%
Burglary Garage	0	0		0	0		2	0	
Burglary Commercial	3	1	200.00%	13	6	116.67%	34	44	-22.73%
Larceny	16	20	-20.00%	58	43	34.88%	224	275	-18.55%
Vehicle Theft	1	1	0.00%	4	7	-42.86%	19	22	-13.64%
Arson	0	0		0	0		1	4	-75.00%
Property Total:	21	22	-4.55%	77	57	35.09%	287	349	-17.77%
Preliminary Part 1 Crime Totals:	25	27	-7.41%	98	69	42.03%	348	397	-12.34%
Current 7 Day Period:	4/11/2021 - 4/17/2021			Prior 7 Day Period:	4/4/2021 - 4/10/2021				
Current 28 Day Period:	3/21/2021 - 4/17/2021			Prior 28 Day Period:	2/21/2021 - 3/20/2021				
Current YTD Day Period:	1/1/2021 - 4/17/2021			Prior YTD Period:	1/1/2020 - 4/17/2020				

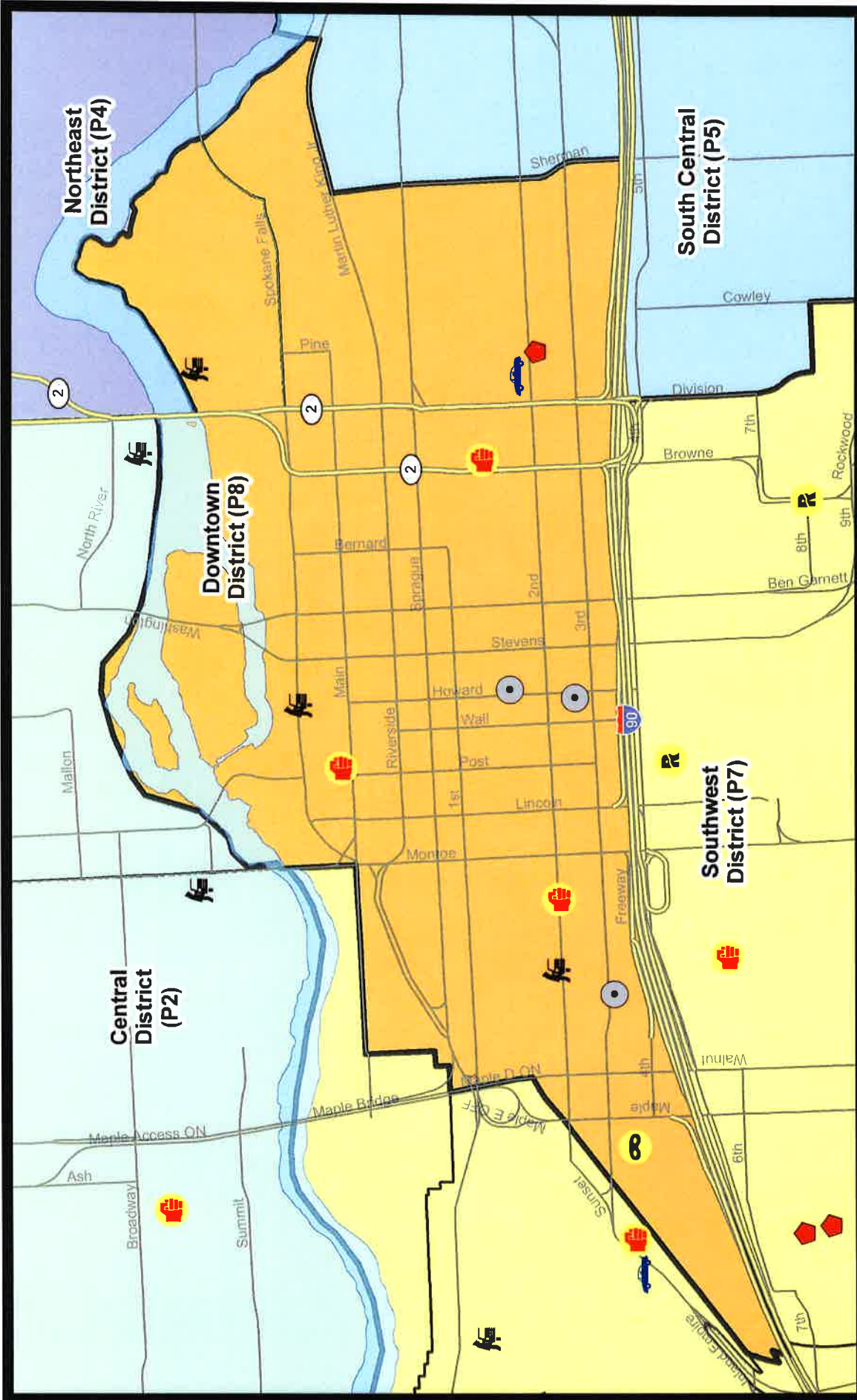
Prepared by SPD Crime Analysis Office - Monday, April 19, 2021

NOTE: SPD moved from UCR to the NIBRS reporting standard on 10/4/16 following the transition to a new RMS System. [Numbers on CompStat reports prior to this date should not be used as a comparison to those on this report.](#) Additional info on these reporting standards can be found on the FBI website: <https://ucr.fbi.gov/nibrs-overview>

This chart represents Preliminary counts of selected crime categories from Police Case Reports. Full statistical analysis to determine the confidence level of this data has not been performed. The % change columns on the preliminary counts differ from the percentage change on the NIBRS crime report, sometimes significantly. The CompStat report is designed for operational use and includes only selected NIBRS categories and coding less complex than full NIBRS rules. Official statistics for these and other NIBRS categories can be found on WASPC & FBI websites once available.



Note: On 2/10/21 a portion of the Police Block SPC5EC became part of the Downtown Precinct (SPD8EC); Consequently activity in P8 will appear higher if compared to printed CompStat reports prior to 2/10/21



City of Spokane
Downtown District (P8)
Selected
Crime Types
2021-04-11 to 2021-04-17
 Prepared By:
 Crime Analysis Unit
 Spokane Police Department

Legend
 MBRS Events
 Criminal Homicide
 Rape
 Robbery Commercial
 Robbery Person
 Aggravated Assault
 Burglary Residential
 Burglary Commercial
 Burglary Garage
 Burglary Residential
 Burglary Commercial
 Vehicle Prowling
 Vehicle Theft

Spokane Police
 Cases Represent LERMS Crime Codes
 Points may indicate multiple events
 Note: 5th Point is only Larceny category displayed

Spokane Police
 For Additional Information on Incidents
 pertaining to an Area, Trend, or Pattern
 Contact Information Analyst

0 0.2 Miles
 N
 W E S
 Spokane, WA
 Districts: P1, P2, P3, P4, P5, P6, P7, P8, P9

SPOKANE
 THIS IS NOT A LEGAL DOCUMENT
 The information shown on this map is compiled
 from various sources and is subject to constant
 revision. Information shown on this map should
 not be used to determine the location of facilities
 simply to provide more accurate
 records, etc.