

SPOKANE POLICE DEPARTMENT



SOUTH

Police Service Area

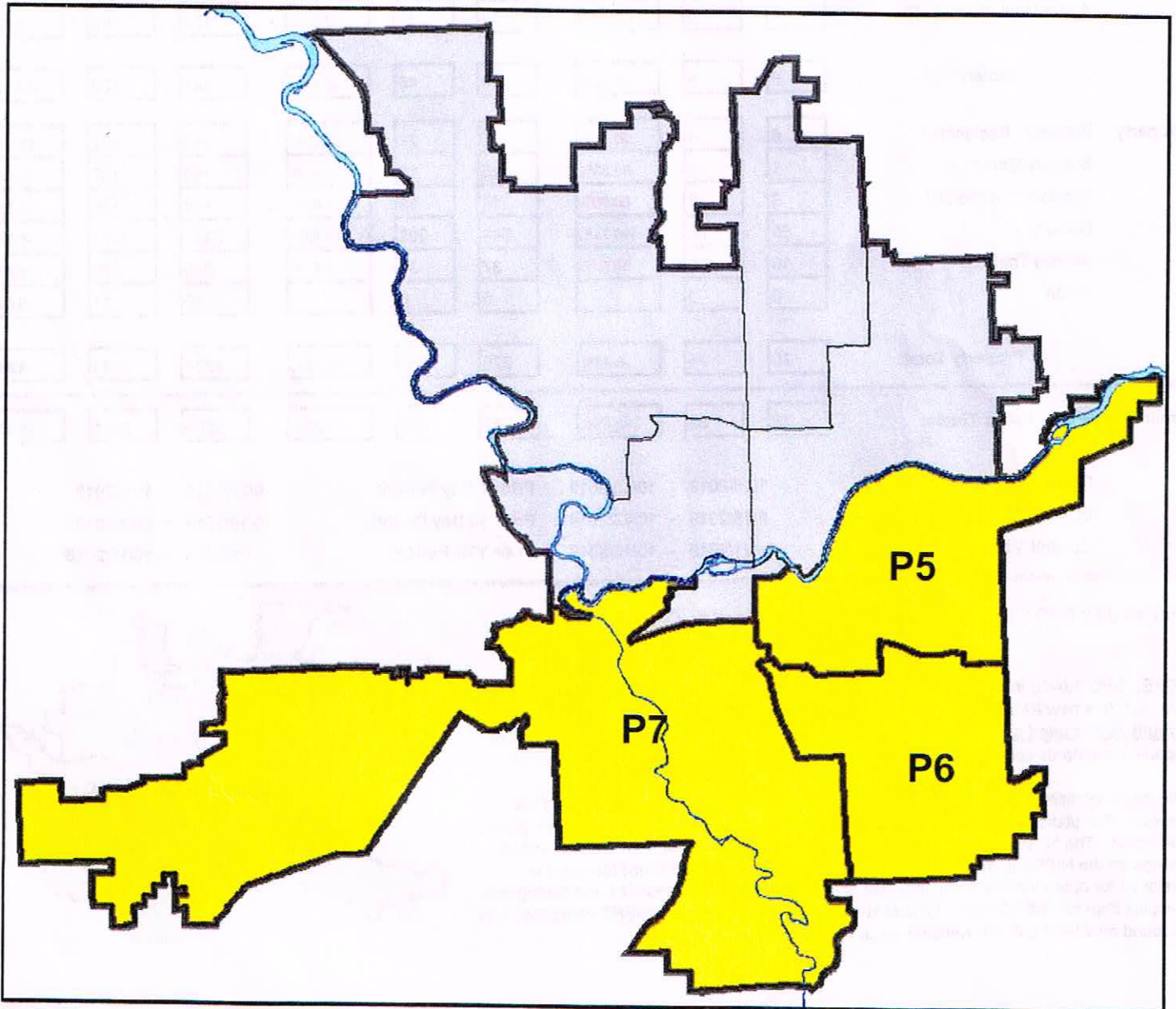
PSA Commander

Captain Tracie Meidl

South Central District (P5)

Southeast District (P6)

Southwest District (P7)





SOUTH PRECINCT (P5, P6, and P7)

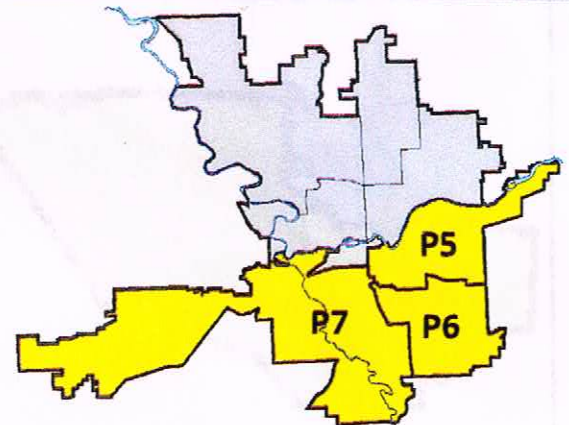
Preliminary IBR Counts

NIBRS Categories (Part 1 Selected)	7 Day Comparison			28 Day Comparison			YTD Comparison		
	Current	Prior	Percent	Current	Prior	Percent	Current	Prior	Percent
Violent									
Criminal Homicide	0	0		0	0		2	1	100.00%
Rape	0	1	-100.00%	2	6	-66.67%	49	75	-34.67%
Robbery - Commercial	0	0		0	0		6	13	-53.85%
Robbery - Person	0	3	-100.00%	4	7	-42.86%	54	48	12.50%
Aggravated Assault - Non DV	2	2	0.00%	10	16	-37.50%	128	149	-14.09%
Aggravated Assault - DV	4	3	33.33%	12	17	-29.41%	102	102	0.00%
Violent Total:	6	9	-33.33%	28	46	-39.13%	341	388	-12.11%
Property									
Burglary - Residential	6	4	50.00%	17	22	-22.73%	213	302	-29.47%
Burglary Garage	1	6	-83.33%	18	16	12.50%	168	137	22.63%
Burglary Commercial	3	2	50.00%	14	13	7.69%	118	126	-6.35%
Larceny	50	56	-10.71%	243	295	-17.63%	2429	2577	-5.74%
Vehicle Theft	10	6	66.67%	37	34	8.82%	290	390	-25.64%
Arson	0	0		0	0		10	11	-9.09%
Property Total:	70	74	-5.41%	329	380	-13.42%	3228	3543	-8.89%
Preliminary Part 1 Crime Totals:	76	83	-8.43%	357	426	-16.20%	3569	3931	-9.21%
Current 7 Day Period:	10/6/2019 - 10/12/2019			Prior 7 Day Period:	9/29/2019 - 10/5/2019				
Current 28 Day Period:	9/15/2019 - 10/12/2019			Prior 28 Day Period:	8/18/2019 - 9/14/2019				
Current YTD Day Period:	1/1/2019 - 10/12/2019			Prior YTD Period:	1/1/2018 - 10/12/2018				

Prepared by SPD Crime Analysis Office - Monday, October 14, 2019

NOTE: SPD moved from UCR to the NIBRS reporting standard on 10/4/16 following the transition to a new RMS System. Numbers on CompStat reports prior to this date should not be used as a comparison to those on this report. Additional info on these reporting standards can be found on the FBI website: <https://ucr.fbi.gov/nibrs-overview>

This chart represents Preliminary counts of selected crime categories from Police Case Reports. Full statistical analysis to determine the confidence level of this data has not been performed. The % change columns on the preliminary counts differ from the percentage change on the NIBRS crime report, sometimes significantly. The CompStat report is designed for operational use and includes only selected NIBRS categories and coding less complex than full NIBRS rules. Official statistics for these and other NIBRS categories can be found on WASPC & FBI websites once available.





SW - Southwest District (P7)

Preliminary IBR Counts

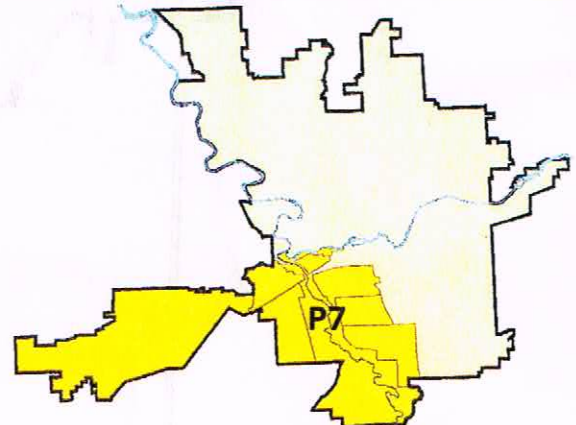
NIBRS Categories (Part 1 Selected)		7 Day Comparison			28 Day Comparison			YTD Comparison		
		Current	Prior	Percent	Current	Prior	Percent	Current	Prior	Percent
Violent	Criminal Homicide	0	0		0	0		0	0	
	Rape	0	0		0	1	-100.00%	17	27	-37.04%
	Robbery - Commercial	0	0		0	0		1	4	-75.00%
	Robbery - Person	0	2	-100.00%	2	5	-60.00%	18	16	12.50%
	Aggravated Assault - Non DV	1	1	0.00%	4	6	-33.33%	55	51	7.84%
	Aggravated Assault - DV	2	0		2	5	-60.00%	34	35	-2.86%
Violent Total:		3	3	0.00%	8	17	-52.94%	125	133	-6.02%
Property	Burglary - Residential	1	0		2	6	-66.67%	92	117	-21.37%
	Burglary Garage	1	4	-75.00%	12	4	200.00%	75	67	11.94%
	Burglary Commercial	0	0		1	4	-75.00%	37	31	19.35%
	Larceny	19	18	5.56%	92	109	-15.60%	952	952	0.00%
	Vehicle Theft	1	3	-66.67%	12	9	33.33%	92	155	-40.65%
	Arson	0	0		0	0		2	3	-33.33%
Property Total:		22	25	-12.00%	119	132	-9.85%	1250	1325	-5.66%
Preliminary Part 1 Crime Totals:		25	28	-10.71%	127	149	-14.77%	1375	1458	-5.69%

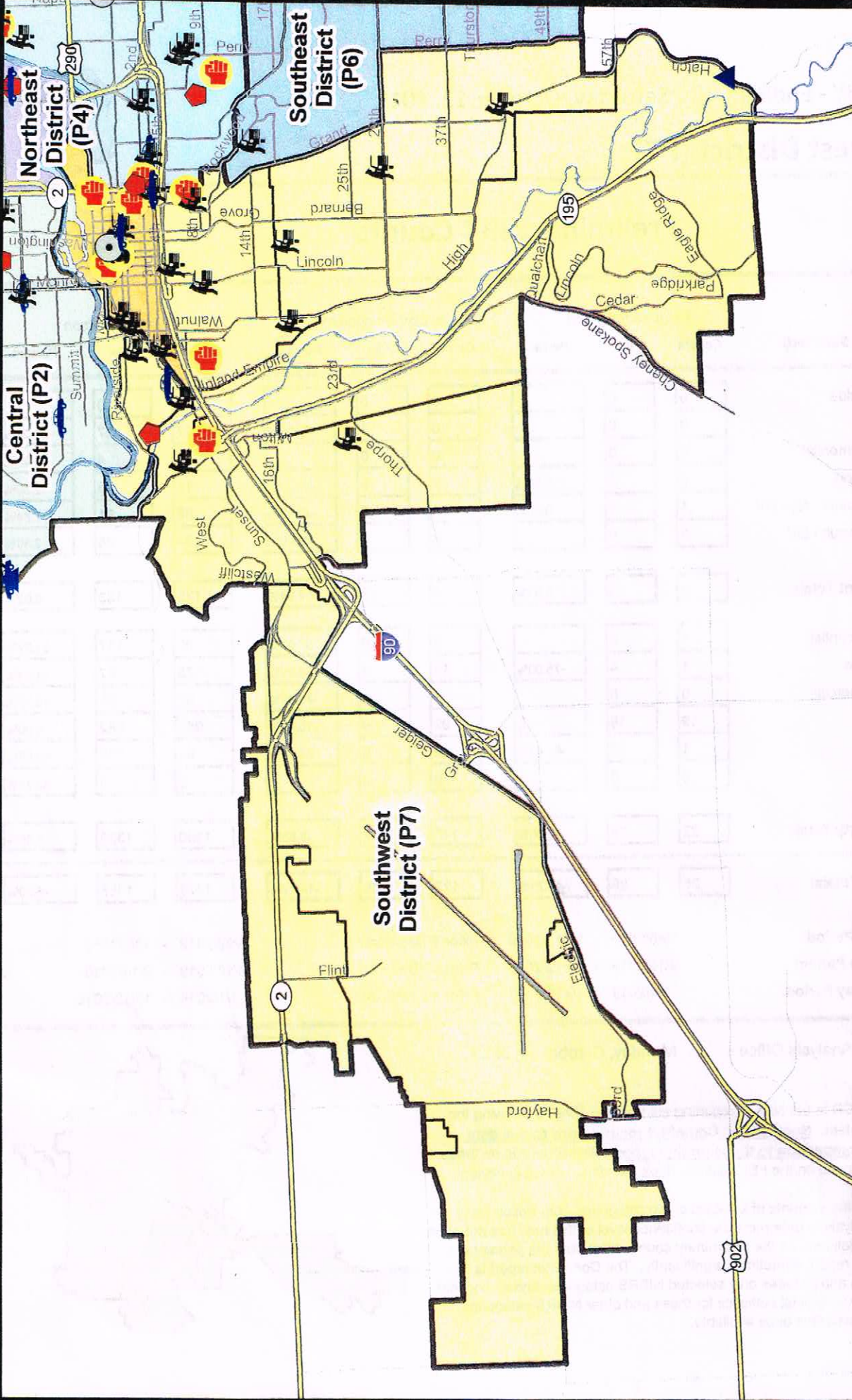
Current 7 Day Period: 10/6/2019 - 10/12/2019 **Prior 7 Day Period:** 9/29/2019 - 10/5/2019
Current 28 Day Period: 9/15/2019 - 10/12/2019 **Prior 28 Day Period:** 8/18/2019 - 9/14/2019
Current YTD Day Period: 1/1/2019 - 10/12/2019 **Prior YTD Period:** 1/1/2018 - 10/12/2018

Prepared by SPD Crime Analysis Office - Monday, October 14, 2019

NOTE: SPD moved from UCR to the NIBRS reporting standard on 10/4/16 following the transition to a new RMS System. Numbers on CompStat reports prior to this date should not be used as a comparison to those on this report. Additional info on these reporting standards can be found on the FBI website: <https://ucr.fbi.gov/nibrs-overview>

This chart represents Preliminary counts of selected crime categories from Police Case Reports. Full statistical analysis to determine the confidence level of this data has not been performed. The % change columns on the preliminary counts differ from the percentage change on the NIBRS crime report, sometimes significantly. The CompStat report is designed for operational use and includes only selected NIBRS categories and coding less complex than full NIBRS rules. Official statistics for these and other NIBRS categories can be found on WASPC & FBI websites once available.





City of Spokane
Southwest District (P7)
Selected
Crime Types
2019-10-06 to 2019-10-12
 Prepared By:
 Crime Analysis Unit
 Spokane Police Department



- Legend**
- MBRS Events
 - Criminal Homicide
 - Rape
 - Robbery Commercial
 - Robbery Person
 - Aggravated Assault
 - Burglary Residential
 - Burglary Commercial
 - Burglary Garage
 - Vehicle Prowling
 - Vehicle Theft
- Cases Represent LERMS Crime Codes
 Points may indicate multiple events
 Note: Veh Prowl is only Larceny category displayed*
- Asen For Additional Information on Incidents
 Pertaining to an Area, Trend, or Pattern
 Contact Information Analysis*



SPokane

THIS IS NOT A LEGAL DOCUMENT.
 The information shown on this map is compiled from various sources and is subject to constant revision. Information shown on this map should not be used to determine the location of facilities in relationship to property lines, section lines, streets, etc.

SPOKANE POLICE DEPARTMENT

PRELIMINARY CITYWIDE IBR CRIME REPORT



Preliminary IBR Counts

CHIEF OF POLICE

Period Ending: Saturday, October 12, 2019

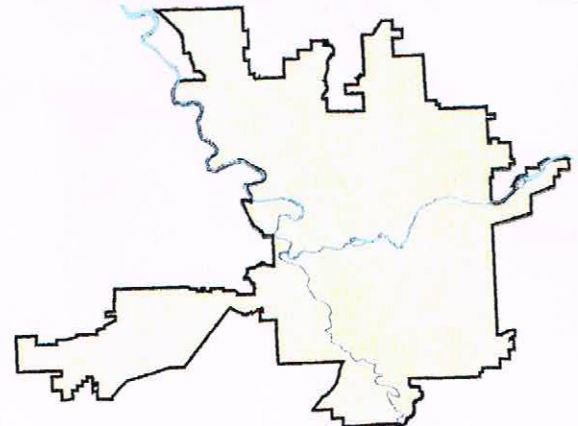
Craig Meidl

NIBRS Categories (Part 1 Selected)	7 Day Comparison			28 Day Comparison			YTD Comparison		
	Current	Prior	Percent	Current	Prior	Percent	Current	Prior	Percent
Violent									
Criminal Homicide	0	0		0	0		3	5	-40.00%
Rape	0	1	-100.00%	8	22	-63.64%	197	279	-29.39%
Robbery - Commercial	0	2	-100.00%	6	6	0.00%	65	66	-1.52%
Robbery - Person	1	8	-87.50%	21	24	-12.50%	175	191	-8.38%
Aggravated Assault - Non DV	9	13	-30.77%	56	52	7.69%	462	528	-12.50%
Aggravated Assault - DV	7	7	0.00%	30	36	-16.67%	286	343	-16.62%
Violent Total:	17	31	-45.16%	121	140	-13.57%	1188	1412	-15.86%
Property									
Burglary - Residential	14	17	-17.65%	69	71	-2.82%	698	876	-20.32%
Burglary Garage	7	12	-41.67%	49	42	16.67%	455	455	0.00%
Burglary Commercial	11	8	37.50%	38	26	46.15%	340	351	-3.13%
Larceny	159	222	-28.38%	824	885	-6.89%	8450	10051	-15.93%
Vehicle Theft	30	21	42.86%	94	102	-7.84%	1044	1378	-24.24%
Arson	1	1	0.00%	2	3	-33.33%	38	42	-9.52%
Property Total:	222	281	-21.00%	1076	1129	-4.69%	11025	13153	-16.18%
Preliminary Part 1 Crime Totals:	239	312	-23.40%	1197	1269	-5.67%	12213	14565	-16.15%
Current 7 Day Period:	10/6/2019 - 10/12/2019			Prior 7 Day Period:	9/29/2019 - 10/5/2019				
Current 28 Day Period:	9/15/2019 - 10/12/2019			Prior 28 Day Period:	8/18/2019 - 9/14/2019				
Current YTD Day Period:	1/1/2019 - 10/12/2019			Prior YTD Period:	1/1/2018 - 10/12/2018				

Prepared by SPD Crime Analysis Office - Monday, October 14, 2019

NOTE: SPD moved from UCR to the NIBRS reporting standard on 10/4/16 following the transition to a new RMS System. Numbers on CompStat reports prior to this date should not be used as a comparison to those on this report. Additional info on these reporting standards can be found on the FBI website: <https://ucr.fbi.gov/nibrs-overview>

This chart represents Preliminary counts of selected crime categories from Police Case Reports. Full statistical analysis to determine the confidence level of this data has not been performed. The % change columns on the preliminary counts differ from the percentage change on the NIBRS crime report, sometimes significantly. The CompStat report is designed for operational use and includes only selected NIBRS categories and coding less complex than full NIBRS rules. Official statistics for these and other NIBRS categories can be found on WASPC & FBI websites once available.





Report Title: Comstock Aug-Sept - 28 Days

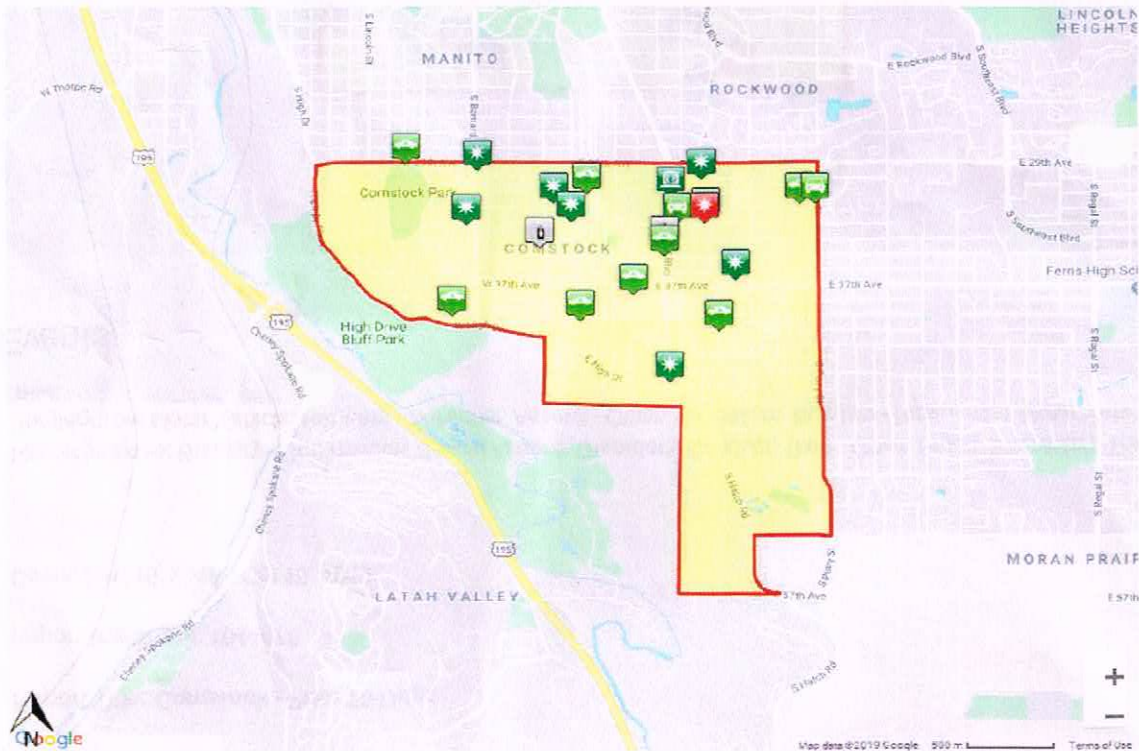
Report Tracking Id: 1044481

Dates: Aug 21, 2019 - Sep 17, 2019

Location: 12321 E Mission Ave, Spokane Valley, WA 99216, USA

Report includes: Burglary - Commercial, Sexual Assault, Disorderly Conduct, Theft - Other, Fraud, Shoplifting, Theft, Burglary from Motor Vehicle, Robbery - Individual, Assault - Other, Vandalism, Burglary - Residential, Motor Vehicle Theft

Events



Map Legend:

	Motor Vehicle Theft		Assault - Other		Fraud		Vandalism		Theft - Other		Burglary from Motor Vehicle
--	---------------------	--	-----------------	--	-------	--	-----------	--	---------------	--	-----------------------------